

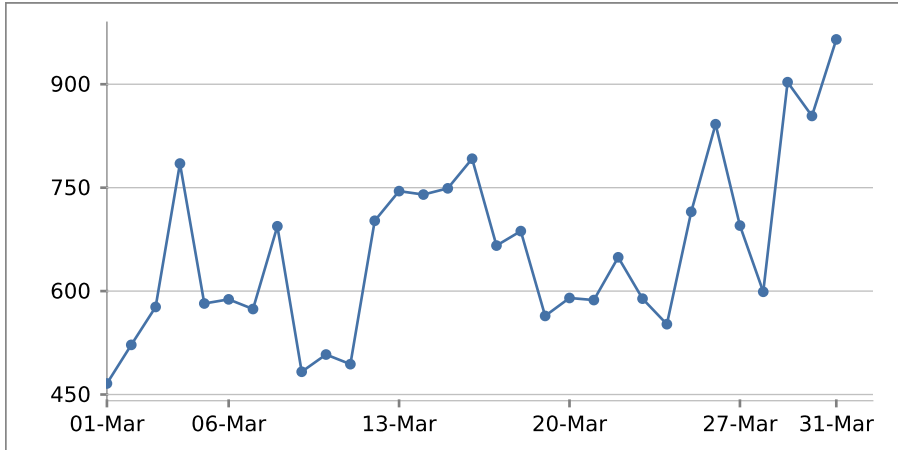


# Monthly report 01-Mar-2016 - 01-Apr-2016

1&1 SiteAnalytics for all domains and subdomains

## Visits

All page impressions from the same computer are summarised as one visit. The visits are uniquely identified on the basis of the IP address and the browser ID. As several people may share a computer (e.g. in a cybercafé), the number of visits may not be the same as the number of visitors.



Day of the week	Date	Visits
Tuesday	01-Mar-16	466
Wednesday	02-Mar-16	522
Thursday	03-Mar-16	577
Friday	04-Mar-16	785
Saturday	05-Mar-16	582
Sunday	06-Mar-16	588
Monday	07-Mar-16	574
Tuesday	08-Mar-16	694
Wednesday	09-Mar-16	483
Thursday	10-Mar-16	508
Friday	11-Mar-16	494
Saturday	12-Mar-16	702
Sunday	13-Mar-16	745
Monday	14-Mar-16	740
Tuesday	15-Mar-16	749
Wednesday	16-Mar-16	792
Thursday	17-Mar-16	666
Friday	18-Mar-16	687
Saturday	19-Mar-16	564



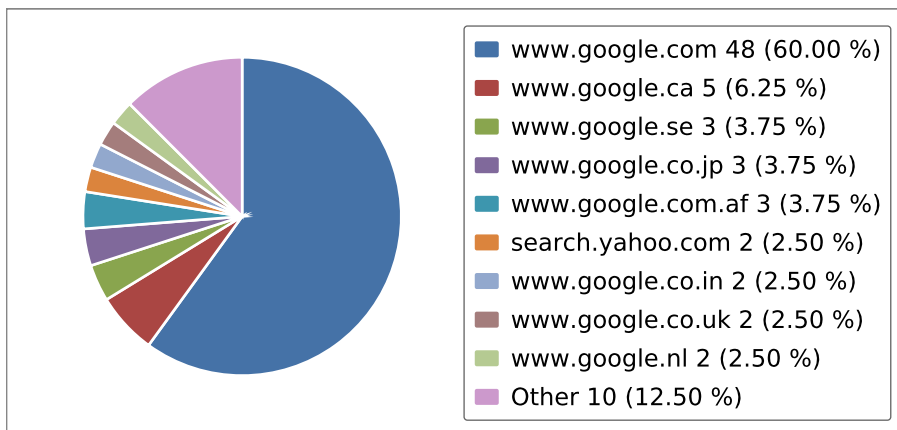
## Monthly report 01-Mar-2016 - 01-Apr-2016

1&1 SiteAnalytics for all domains and subdomains

Day of the week	Date	Visits
Sunday	20-Mar-16	590
Monday	21-Mar-16	587
Tuesday	22-Mar-16	649
Wednesday	23-Mar-16	589
Thursday	24-Mar-16	552
Friday	25-Mar-16	715
Saturday	26-Mar-16	842
Sunday	27-Mar-16	695
Monday	28-Mar-16	599
Tuesday	29-Mar-16	903
Wednesday	30-Mar-16	854
Thursday	31-Mar-16	965
<b>Total</b>		<b>20,458</b>
<b>Averages</b>		<b>660</b>

## Search engines

Using this analysis, you can identify the search engines used by your visitors. You can also see how many visitors reach your pages via the respective search engines.



Search engines	Visits	%
www.google.com	48	60.00 %
www.google.ca	5	6.25 %
www.google.se	3	3.75 %
www.google.co.jp	3	3.75 %
www.google.com.af	3	3.75 %



## Monthly report 01-Mar-2016 - 01-Apr-2016

1&1 SiteAnalytics for all domains and subdomains

Search engines	Visits	%
search.yahoo.com	2	2.50 %
www.google.co.in	2	2.50 %
www.google.co.uk	2	2.50 %
www.google.nl	2	2.50 %
Other	10	12.50 %
<b>Total</b>	<b>80</b>	<b>100.00 %</b>

### Search terms

The table shows the search terms by means of which your website was found most frequently. Every row contains a search term. For example, if somebody found your website by means of the phrase "repair car", both "repair" and "car" will be displayed as independent terms in the table.

Search terms	Visits	%
www.mghaed.com	3	8.57 %
http	3	8.57 %
lawh	2	5.71 %
articles	2	5.71 %
mghaed	2	5.71 %
1602	1	2.86 %
mojtahedi.review.htm	1	2.86 %
mghaed.com	1	2.86 %
najafi-eco-haykal-lee	1	2.86 %
1608	1	2.86 %
1574	1	2.86 %
1605	1	2.86 %
1576	1	2.86 %
1575	1	2.86 %
1604	1	2.86 %
1581	1	2.86 %
more	1	2.86 %
1583	1	2.86 %
farewell	1	2.86 %
orwell.pdf	1	2.86 %



## Monthly report 01-Mar-2016 - 01-Apr-2016

1&1 SiteAnalytics for all domains and subdomains

Search terms	Visits	%
four	1	2.86 %
chakor	1	2.86 %
mghaed	1	2.86 %
essays	1	2.86 %
bird	1	2.86 %
anything	1	2.86 %
departures.htm	1	2.86 %
1711	1	2.86 %
<b>Total</b>	<b>35</b>	<b>100.00 %</b>

### Most frequently accessed pages

You can see the most frequently accessed pages. Only fully loaded pages are counted. Individual page elements, such as images or other elements, are not counted individually. This includes all files with the extensions .png, .jpg, jpeg, .gif, .swf, .css, .class, and .js.

Most frequently accessed pages	Page impressions	%
mghaed.com/index.htm	8,391	19.65 %
mghaed.com/pictures/images/site/logo/site logo.bmp	1,402	3.28 %
mghaed.com/essays/farewell/Najafi-Eco-Ha ykal-Lee/four_more_departures.htm	1,396	3.27 %
mghaed.com/essays/snaps/94/fiddler_down _there.htm	881	2.06 %
mghaed.com/supprt/Web stats/SiteVisits20 15.pdf	349	0.82 %
mghaed.com/essays/observation/exploring _long_hot_summer_of_adolescence.htm	342	0.80 %
mghaed.com/essays/topics.htm	311	0.73 %
mghaed.com/essays/comment-and-review/ memoirs_of_a_casual_'spy'.htm	310	0.73 %
mghaed.com/interviews/Interview.Shargh.7 Bahman94.pdf	307	0.72 %
mghaed.com/essays/farewell/Najafi-Eco-Ha ykal-Lee/To_Kill_a_Mockingbird.1962.mp4	221	0.52 %
mghaed.com/books/book.list.htm	203	0.48 %
mghaed.com/essays/snaps/93/Paris street. Fred de Noyelle.Godong.Corbis.bmp	202	0.47 %
mghaed.com/lawh/contents.htm	191	0.45 %
mghaed.com/lawh/interviews/int.shahidi.ht m	176	0.41 %
mghaed.com/books/diaries	174	0.41 %
mghaed.com/ay/Ayandegan.list.htm	173	0.41 %
mghaed.com/ay/shah.pdf	172	0.40 %



## Monthly report 01-Mar-2016 - 01-Apr-2016

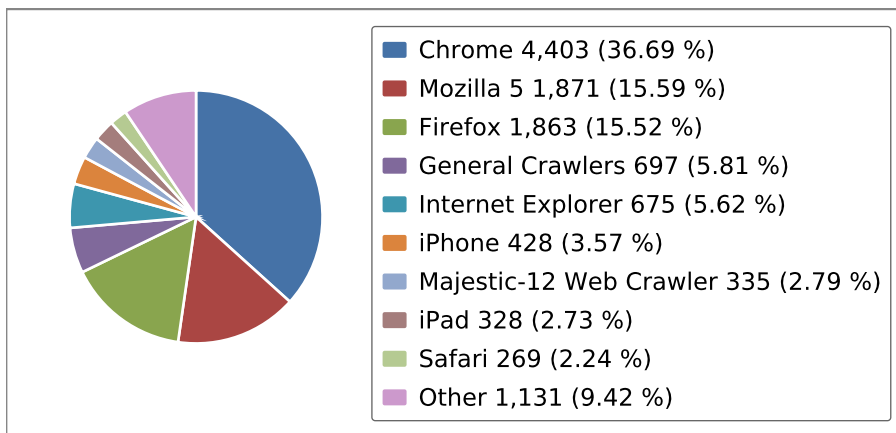
1&1 SiteAnalytics for all domains and subdomains

Most frequently accessed pages	Page impressions	%
mghaed.com/books/portrait_of_anarchist.htm	161	0.38 %
mghaed.com/ay/Beheshti.PDF	158	0.37 %
mghaed.com/...dynamic...	147	0.34 %
mghaed.com/books/Eshghi/Eshghi.Preface.pdf	146	0.34 %
mghaed.com/essays/snaps/87/alghaab.htm	142	0.33 %
mghaed.com/lawh/articles/orwell.PDF	142	0.33 %
mghaed.com/essays/snaps/94/quasi-aryan_mufti_meets_fuhrer.htm	137	0.32 %
mghaed.com/search.htm	135	0.32 %
mghaed.com/essays/press-and-publishing/publisher_as_performer-conductor.htm	134	0.31 %
mghaed.com/essays/observation/Insoluble_dilemma_of_Ingilis.htm	132	0.31 %
mghaed.com/ay/prison_memoirs-1.htm	132	0.31 %
mghaed.com/essays/observation/post-splash_observations.htm	131	0.31 %
mghaed.com/books/Diaries/Obit.Shamlu.PDF	126	0.30 %
mghaed.com/books/injustice_ignorance	123	0.29 %
mghaed.com/essays/farewell/last_fiddler.htm	122	0.29 %
mghaed.com/ay/Bestsellers_58.htm	120	0.28 %
mghaed.com/lawh/editorial/list.htm	119	0.28 %
mghaed.com/supprt/Web stats/WeeklyReport.pdf	118	0.28 %
mghaed.com/essays/snaps/94/list.94.htm	117	0.27 %
mghaed.com/books/guns_of_august.htm	117	0.27 %
mghaed.com/ay/referendum.pdf	115	0.27 %
mghaed.com/books/Rosemary's_Baby/Translator's_Note_to_Rosemary's_Baby.pdf	115	0.27 %
mghaed.com/lawh/articles/IQ.htm	112	0.26 %
mghaed.com/essays/snaps/94/death_in_AmirKabir.htm	111	0.26 %
mghaed.com/essays/memoirs/hunting_as_atavistic_luxury.htm	110	0.26 %
mghaed.com/safar/safar.list.htm	110	0.26 %
mghaed.com/essays/snaps/88/entebaah.htm	109	0.26 %
mghaed.com/lawh/articles/boardingHouse.htm	107	0.25 %
mghaed.com/books/Injustice/pdf/chap6.pdf	105	0.25 %
mghaed.com/essays/observation/raspberry.htm	104	0.24 %

Most frequently accessed pages	Page impressions	%
mghaed.com/essays/observation/monumental_splash_six_decades_on.htm	104	0.24 %
Other	23,640	55.36 %
<b>Total</b>	<b>42,702</b>	<b>100.00 %</b>

## Browsers

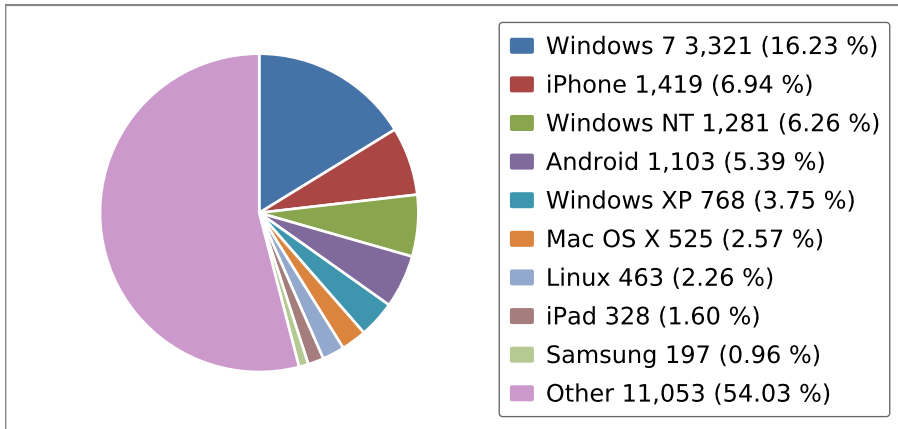
This chart shows the browsers used by your visitors. For example, this helps you to identify the browsers for which you need to optimise your website.



Browsers	Visits	%
Chrome	4,403	36.69 %
Mozilla 5	1,871	15.59 %
Firefox	1,863	15.52 %
General Crawlers	697	5.81 %
Internet Explorer	675	5.62 %
iPhone	428	3.57 %
Majestic-12 Web Crawler	335	2.79 %
iPad	328	2.73 %
Safari	269	2.24 %
Other	1,131	9.42 %
<b>Total</b>	<b>12,000</b>	<b>100.00 %</b>

## Operating systems

You can see the operating systems used by your visitors. This information helps you to find out for which operating systems you may need to optimise your website.



Operating systems	Visits	%
Windows 7	3,321	16.23 %
iPhone	1,419	6.94 %
Windows NT	1,281	6.26 %
Android	1,103	5.39 %
Windows XP	768	3.75 %
Mac OS X	525	2.57 %
Linux	463	2.26 %
iPad	328	1.60 %
Samsung	197	0.96 %
Other	11,053	54.03 %
<b>Total</b>	<b>20,458</b>	<b>100.00 %</b>

## Referring pages

You can see the pages that referred your visitors to your website. Referring pages may be other websites or search engines. The complete URL is displayed.

Referring pages	Visits	%
www.google.com/	267	13.91 %
www.khalil.blogspot.com	131	6.82 %
www.facebook.com/	107	5.57 %
www.balatarin.com/	86	4.48 %
m.facebook.com/	85	4.43 %



## Monthly report 01-Mar-2016 - 01-Apr-2016

1&1 SiteAnalytics for all domains and subdomains

Referring pages	Visits	%
m.facebook.com	74	3.85 %
www.google.ca/	55	2.86 %
www.google.com	52	2.71 %
Other	1,063	55.36 %
<b>Total</b>	<b>1,920</b>	<b>100.00 %</b>

### Visits from continents

This analysis shows which continents your visitors come from.

Continents	Visits	%
North America	11,411	70.42 %
Europe	3,092	19.08 %
Asia	1,509	9.31 %
Australia	152	0.94 %
South America	25	0.16 %
Africa	15	0.09 %
<b>Total</b>	<b>16,204</b>	<b>100.00 %</b>

### Visits from countries

This analysis shows which countries your visitors come from. This information indicates the countries that your website should focus on or the countries for which it still needs to be optimised.

Countries	Visits	%
United States	10,863	67.03 %
United Kingdom	734	4.53 %
Canada	544	3.36 %
China	541	3.34 %
Germany	518	3.20 %
Italy	492	3.04 %
Iran	391	2.41 %
France	258	1.59 %
Russia	251	1.55 %
Netherlands	213	1.32 %
Israel	187	1.16 %





## Monthly report 01-Mar-2016 - 01-Apr-2016

1&1 SiteAnalytics for all domains and subdomains

Countries	Visits	%
Sweden	161	0.99 %
S. Korea	154	0.95 %
Australia	109	0.67 %
Belgium	88	0.54 %
Japan	86	0.53 %
Switzerland	63	0.39 %
Malaysia	58	0.36 %
Norway	57	0.35 %
Romania	50	0.31 %
Ukraine	49	0.30 %
Portugal	45	0.28 %
New Zealand	43	0.27 %
Other	248	1.53 %
<b>Total</b>	<b>16,205</b>	<b>100.00 %</b>

### Visits from cities

This analysis shows which cities your visitors come from

Cities	Visits	%
US: Mountain View	2,808	17.33 %
US:	2,438	15.05 %
US: Sunnyvale	1,268	7.83 %
US: San Francisco	1,228	7.58 %
US: Indianapolis	714	4.40 %
GB:	539	3.33 %
US: Fremont	399	2.46 %
CN:	375	2.32 %
IR:	354	2.18 %
US: Seattle	307	1.89 %
IT:	256	1.58 %
IT: Piazza	217	1.34 %
FR:	213	1.32 %
CA: Toronto	199	1.23 %



## Monthly report 01-Mar-2016 - 01-Apr-2016

1&1 SiteAnalytics for all domains and subdomains

Cities	Visits	%
DE:	193	1.19 %
IL:	185	1.14 %
RU:	140	0.87 %
KR:	138	0.85 %
CN: Beijing	125	0.77 %
US: Laguna Niguel	119	0.73 %
US: Chicago	118	0.73 %
US: Las Vegas	116	0.72 %
US: Woodbridge	101	0.62 %
Other	3,655	22.56 %
<b>Total</b>	<b>16,205</b>	<b>100.00 %</b>