

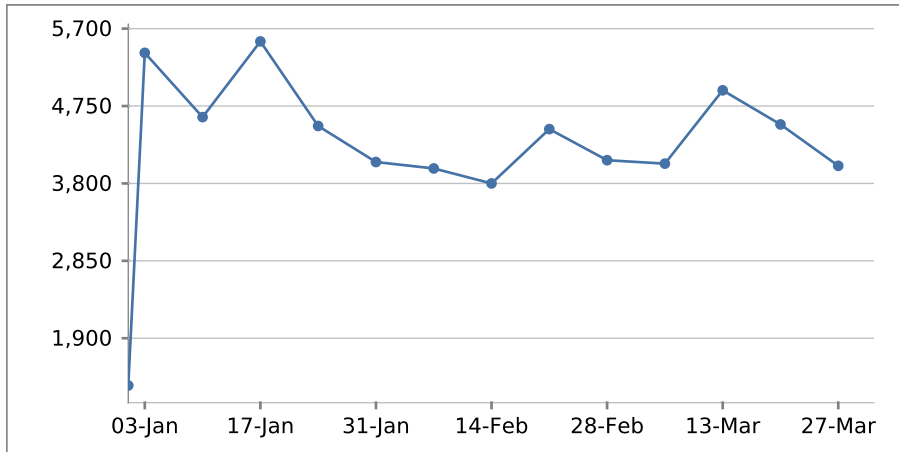


## Quarterly report 01-Jan-2016 - 01-Apr-2016

1&1 SiteAnalytics for all domains and subdomains

### Visits

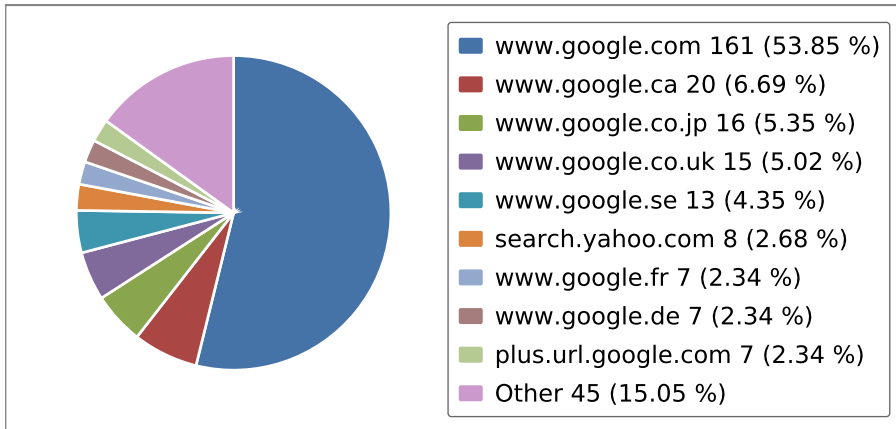
All page impressions from the same computer are summarised as one visit. The visits are uniquely identified on the basis of the IP address and the browser ID. As several people may share a computer (e.g. in a cybercafé), the number of visits may not be the same as the number of visitors.



Week	From - To	Visits
53	01-Jan-16 - 02-Jan-16	1,320
53	03-Jan-16 - 09-Jan-16	5,403
1	10-Jan-16 - 16-Jan-16	4,614
2	17-Jan-16 - 23-Jan-16	5,543
3	24-Jan-16 - 30-Jan-16	4,505
4	31-Jan-16 - 06-Feb-16	4,063
5	07-Feb-16 - 13-Feb-16	3,984
6	14-Feb-16 - 20-Feb-16	3,800
7	21-Feb-16 - 27-Feb-16	4,467
8	28-Feb-16 - 05-Mar-16	4,085
9	06-Mar-16 - 12-Mar-16	4,043
10	13-Mar-16 - 19-Mar-16	4,943
11	20-Mar-16 - 26-Mar-16	4,524
12	27-Mar-16 - 31-Mar-16	4,016
<b>Total</b>		<b>59,310</b>
<b>Averages</b>		<b>4,236</b>

## Search engines

Using this analysis, you can identify the search engines used by your visitors. You can also see how many visitors reach your pages via the respective search engines.



Search engines	Visits	%
www.google.com	161	53.85 %
www.google.ca	20	6.69 %
www.google.co.jp	16	5.35 %
www.google.co.uk	15	5.02 %
www.google.se	13	4.35 %
search.yahoo.com	8	2.68 %
www.google.fr	7	2.34 %
www.google.de	7	2.34 %
plus.url.google.com	7	2.34 %
Other	45	15.05 %
<b>Total</b>	<b>299</b>	<b>100.00 %</b>

## Search terms

The table shows the search terms by means of which your website was found most frequently. Every row contains a search term. For example, if somebody found your website by means of the phrase "repair car", both "repair" and "car" will be displayed as independent terms in the table.

Search terms	Visits	%
mghaed	11	11.58 %
mghaed.com	10	10.53 %
http	10	10.53 %
www.mghaed.com	8	8.42 %



## Quarterly report 01-Jan-2016 - 01-Apr-2016

1&1 SiteAnalytics for all domains and subdomains

Search terms	Visits	%
essays	8	8.42 %
comment-and-review	4	4.21 %
memoirs	3	3.16 %
casual	3	3.16 %
bazargan.pdf	3	3.16 %
ghaed	3	3.16 %
lawh	2	2.11 %
%27spy%27.htm	2	2.11 %
articles	2	2.11 %
1602	1	1.05 %
mojtahedi.review.htm	1	1.05 %
najafi-eco-haykal-lee	1	1.05 %
'spy'.htm	1	1.05 %
1608	1	1.05 %
1605	1	1.05 %
1574	1	1.05 %
mohammad	1	1.05 %
1576	1	1.05 %
1575	1	1.05 %
1604	1	1.05 %
1581	1	1.05 %
more	1	1.05 %
1583	1	1.05 %
farewell	1	1.05 %
orwell.pdf	1	1.05 %
four	1	1.05 %
chakor	1	1.05 %
nostalgia.htm	1	1.05 %
ao.com	1	1.05 %
www.	1	1.05 %
bird	1	1.05 %
anything	1	1.05 %



## Quarterly report 01-Jan-2016 - 01-Apr-2016

1&1 SiteAnalytics for all domains and subdomains

Search terms	Visits	%
departures.htm	1	1.05 %
1711	1	1.05 %
1340s	1	1.05 %
<b>Total</b>	<b>95</b>	<b>100.00 %</b>

### Most frequently accessed pages

You can see the most frequently accessed pages. Only fully loaded pages are counted. Individual page elements, such as images or other elements, are not counted individually. This includes all files with the extensions .png, .jpg, jpeg, .gif, .swf, .css, .class, and .js.

Most frequently accessed pages	Page impressions	%
mghaed.com/index.htm	25,762	19.93 %
mghaed.com/pictures/images/sitelogo/site logo.bmp	2,488	1.92 %
mghaed.com/interviews/Interview.Shargh.7 Bahman94.pdf	1,978	1.53 %
mghaed.com/ay/bazargan.pdf	1,653	1.28 %
mghaed.com/essays/farewell/Najafi-Eco-Ha ykal-Lee/four_more_departures.htm	1,396	1.08 %
mghaed.com/essays/press-and-publishing/ publisher_as_performer-conductor.htm	1,358	1.05 %
mghaed.com/books/Eshghi/Eshghi.Preface. pdf	1,256	0.97 %
mghaed.com/essays/topics.htm	1,180	0.91 %
mghaed.com/essays/comment-and-review/ memoirs_of_a_casual_'spy'.htm	1,129	0.87 %
mghaed.com/essays/snaps/94/fiddler_down _there.htm	881	0.68 %
mghaed.com/books/portrait_of_anarchist.ht m	718	0.56 %
mghaed.com/books/book.list.htm	714	0.55 %
mghaed.com/lawh/contents.htm	709	0.55 %
mghaed.com/ay/Ayandegan.list.htm	635	0.49 %
mghaed.com/books/diaries	584	0.45 %
mghaed.com/essays/snaps/93/Paris street. Fred de Noyelle.Godong.Corbis.bmp	574	0.44 %
mghaed.com/ay/Bestsellers_58.htm	542	0.42 %
mghaed.com/essays/snaps/94/quasi-aryan_ mufti_meets_fuhrer.htm	532	0.41 %
mghaed.com/ay/prison_memoirs-1.htm	501	0.39 %
mghaed.com/essays/snaps/94/death_in_A mirKabir.htm	484	0.37 %
mghaed.com/essays/snaps/87/alghaab.htm	481	0.37 %
mghaed.com/essays/memoirs/hunting_as_ atavistic_luxury.htm	472	0.37 %



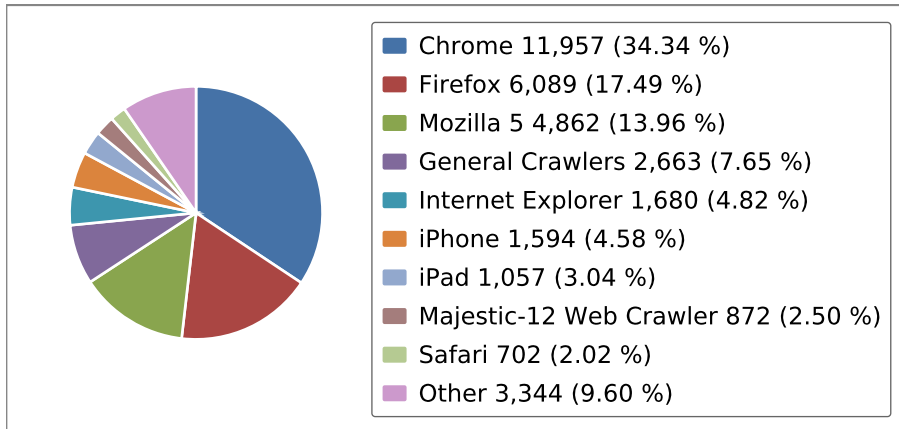
## Quarterly report 01-Jan-2016 - 01-Apr-2016

1&1 SiteAnalytics for all domains and subdomains

Most frequently accessed pages	Page impressions	%
mghaed.com/lawh/editorial/list.htm	458	0.35 %
mghaed.com/safar/safar.list.htm	458	0.35 %
mghaed.com/essays/farewell/Kani.htm	446	0.35 %
mghaed.com/essays/comment-and-review/on_reminiscences_of_a_disillusioned_visionary.1.htm	437	0.34 %
mghaed.com/essays/snaps/94/if_i_were_a_woman.pdf	437	0.34 %
mghaed.com/books/injustice_ignorance	436	0.34 %
mghaed.com/books/guns_of_august.htm	434	0.34 %
mghaed.com/books/german_counterculture.htm	424	0.33 %
mghaed.com/ay/shock-1.htm	421	0.33 %
mghaed.com/essays/snaps/94/virtual_manipulation.htm	420	0.32 %
mghaed.com/essays/press-and-publishing/book_market_enigma.htm	418	0.32 %
mghaed.com/essays/observation/2013_presidential_election.htm	412	0.32 %
mghaed.com/essays/observation/post-splash_observations.htm	411	0.32 %
mghaed.com/books/Diaries/Obit.Shamlu.PDF	410	0.32 %
mghaed.com/supprt/Web stats/SiteVisits2015.pdf	407	0.31 %
mghaed.com/search.htm	404	0.31 %
mghaed.com/essays/snaps/94/Evin-gold-rush.htm	402	0.31 %
mghaed.com/essays/snaps/94/Cruzado-guns.htm	400	0.31 %
mghaed.com/essays/observation/yankee_and_hadj_gha-1.htm	391	0.30 %
mghaed.com/essays/snaps/88/list.htm	389	0.30 %
mghaed.com/essays/snaps/94/on_ghost_writer.htm	387	0.30 %
mghaed.com/essays/snaps/94/temporal_world_as_self-service.htm	387	0.30 %
mghaed.com/essays/snaps/94/list.94.htm	385	0.30 %
mghaed.com/essays/snaps/93/ordeal.htm	371	0.29 %
mghaed.com/essays/observation/monumental_splash_six_decades_on.htm	371	0.29 %
mghaed.com/essays/observation/august_blues.htm	370	0.29 %
Other	72,541	56.12 %
<b>Total</b>	<b>129,254</b>	<b>100.00 %</b>

## Browsers

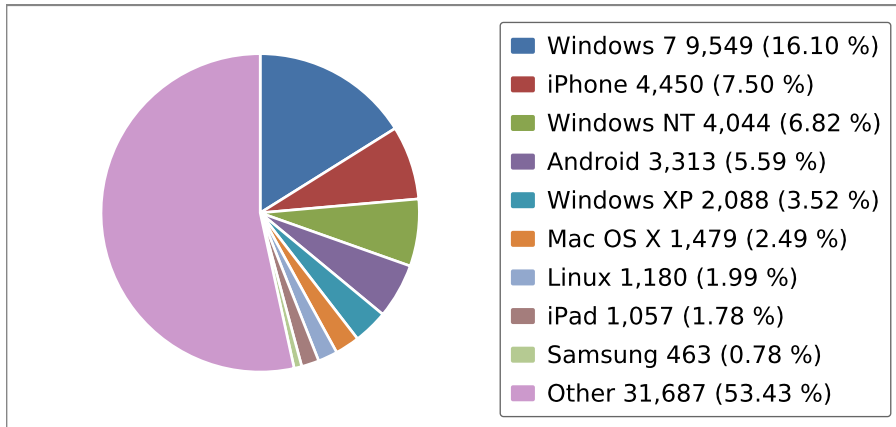
This chart shows the browsers used by your visitors. For example, this helps you to identify the browsers for which you need to optimise your website.



Browsers	Visits	%
Chrome	11,957	34.34 %
Firefox	6,089	17.49 %
Mozilla 5	4,862	13.96 %
General Crawlers	2,663	7.65 %
Internet Explorer	1,680	4.82 %
iPhone	1,594	4.58 %
iPad	1,057	3.04 %
Majestic-12 Web Crawler	872	2.50 %
Safari	702	2.02 %
Other	3,344	9.60 %
<b>Total</b>	<b>34,820</b>	<b>100.00 %</b>

## Operating systems

You can see the operating systems used by your visitors. This information helps you to find out for which operating systems you may need to optimise your website.



Operating systems	Visits	%
Windows 7	9,549	16.10 %
iPhone	4,450	7.50 %
Windows NT	4,044	6.82 %
Android	3,313	5.59 %
Windows XP	2,088	3.52 %
Mac OS X	1,479	2.49 %
Linux	1,180	1.99 %
iPad	1,057	1.78 %
Samsung	463	0.78 %
Other	31,687	53.43 %
<b>Total</b>	<b>59,310</b>	<b>100.00 %</b>

## Referring pages

You can see the pages that referred your visitors to your website. Referring pages may be other websites or search engines. The complete URL is displayed.

Referring pages	Visits	%
www.google.com/	813	13.49 %
www.facebook.com/	721	11.96 %
m.facebook.com/	359	5.96 %
m.facebook.com	293	4.86 %
www.facebook.com	206	3.42 %



## Quarterly report 01-Jan-2016 - 01-Apr-2016

1&1 SiteAnalytics for all domains and subdomains

Referring pages	Visits	%
www.google.ca/	196	3.25 %
www.khalil.blogspot.com	131	2.17 %
www.google.com	130	2.16 %
Other	3,179	52.74 %
<b>Total</b>	<b>6,028</b>	<b>100.00 %</b>

### Visits from continents

This analysis shows which continents your visitors come from.

Continents	Visits	%
North America	32,684	70.01 %
Europe	9,538	20.43 %
Asia	3,822	8.19 %
Australia	556	1.19 %
South America	44	0.09 %
Africa	41	0.09 %
<b>Total</b>	<b>46,687</b>	<b>100.00 %</b>

### Visits from countries

This analysis shows which countries your visitors come from. This information indicates the countries that your website should focus on or the countries for which it still needs to be optimised.

Countries	Visits	%
United States	30,891	66.17 %
United Kingdom	2,449	5.25 %
Germany	1,812	3.88 %
Canada	1,788	3.83 %
China	1,713	3.67 %
Italy	1,048	2.24 %
France	923	1.98 %
Russia	850	1.82 %
Iran	569	1.22 %
Sweden	524	1.12 %
Netherlands	509	1.09 %





## Quarterly report 01-Jan-2016 - 01-Apr-2016

1&1 SiteAnalytics for all domains and subdomains

Countries	Visits	%
S. Korea	404	0.87 %
Australia	400	0.86 %
Japan	311	0.67 %
Belgium	264	0.56 %
Malaysia	236	0.51 %
Switzerland	196	0.42 %
Israel	195	0.42 %
Norway	193	0.41 %
Ukraine	168	0.36 %
New Zealand	157	0.34 %
Romania	115	0.25 %
Afghanistan	101	0.22 %
Other	872	1.87 %
<b>Total</b>	<b>46,687</b>	<b>100.00 %</b>

### Visits from cities

This analysis shows which cities your visitors come from

Cities	Visits	%
US: Mountain View	8,161	17.48 %
US:	7,114	15.24 %
US: Sunnyvale	3,614	7.74 %
US: San Francisco	2,706	5.80 %
US: Indianapolis	1,897	4.06 %
GB:	1,846	3.95 %
US: Fremont	1,817	3.89 %
CN:	1,112	2.38 %
FR:	778	1.67 %
DE:	658	1.41 %
IT: Piazza	579	1.24 %
CA: Toronto	563	1.21 %
RU:	555	1.19 %
IR:	478	1.02 %



## Quarterly report 01-Jan-2016 - 01-Apr-2016

1&1 SiteAnalytics for all domains and subdomains

Cities	Visits	%
CN: Beijing	467	1.00 %
IT:	397	0.85 %
US: Seattle	396	0.85 %
US: Woodbridge	385	0.83 %
US: Wilmington	339	0.73 %
DE: Kiez	338	0.72 %
KR:	336	0.72 %
US: Laguna Niguel	305	0.65 %
US: Chicago	282	0.60 %
Other	11,564	24.77 %
<b>Total</b>	<b>46,687</b>	<b>100.00 %</b>